

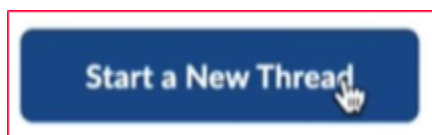
## Discussions on Brightspace

### LAPTOP STUDENT

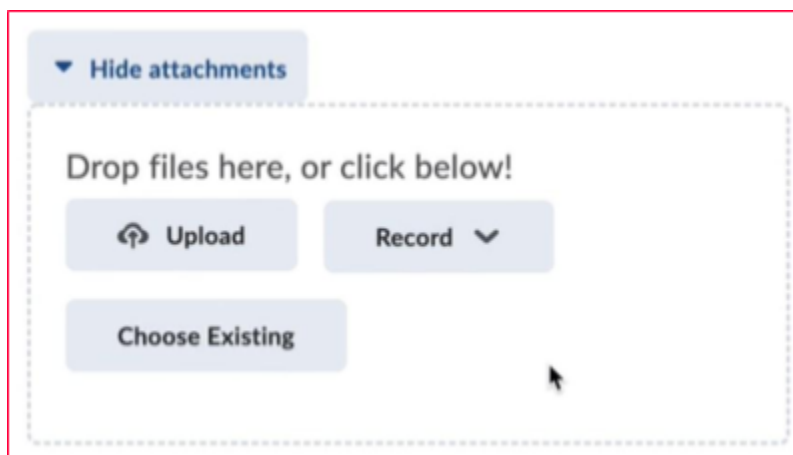
1. Start on your course page.
2. Click the “Discussions” button at the top of the page.



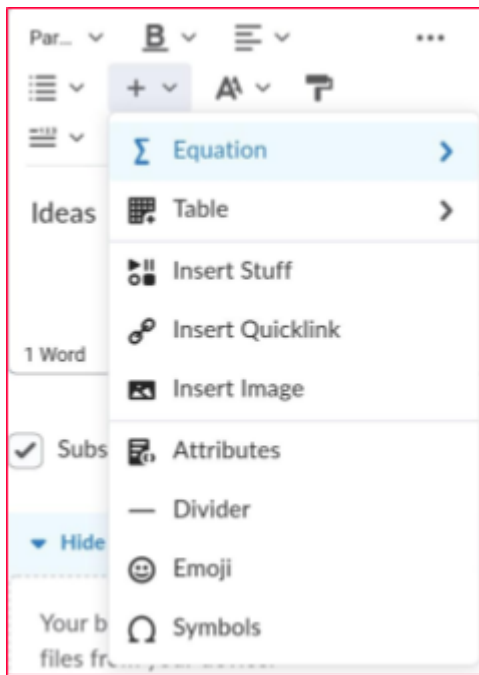
3. Click a topic to add your content, then click the “Start a New Thread” button.



4. Add a title.
5. Write in the text box.
6. Click “Add Attachments” to upload videos, audio, or documents.

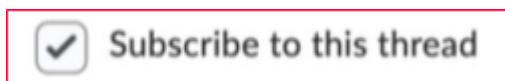


7. Click the plus button to add equations, tables, images, and more.



8. Choose the insert stuff button to add a Panopto video, link, YouTube video, and more.

9. Click the “Subscribe to this thread” button to get notifications about this discussion thread.



10. Select “Post” to add your discussion post to the thread.

11. To respond to others click the “Reply” button.