


Discussions on Brightspace

LAPTOP STUDENT

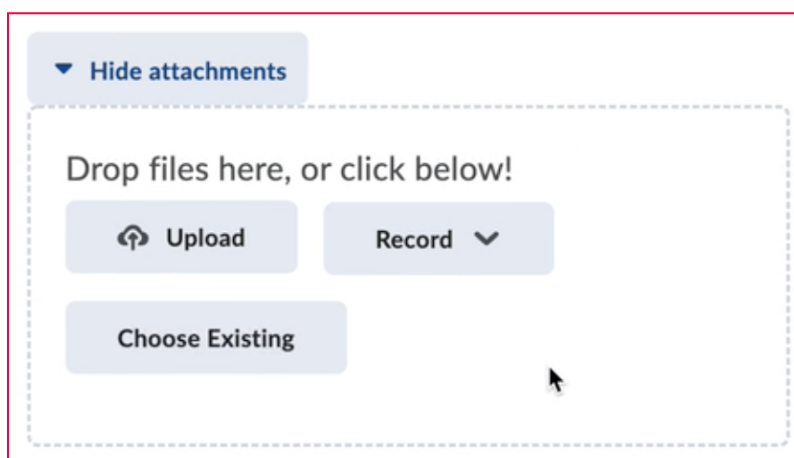
1. Start on your course page
2. Click the discussions button at the top of the page



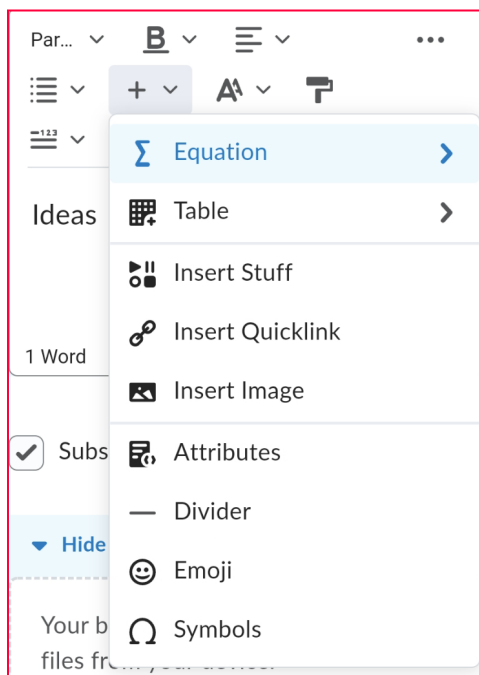
3. Click a topic to add your thoughts! Then click the "start a new thread" button.



4. Add a title
5. Write in the text box
6. Click Add Attachments to upload Videos, Audio, or Documents

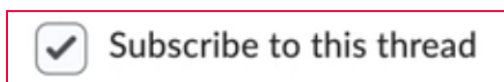


7. Click the plus button to add equations, tables, images, and more!



8. Choose the insert stuff button to add a panopto video, link, youtube video and more!

9. Click the subscribe button to get notifications about this discussion thread.



10. Select Post to add your discussion post to the thread

11. To respond to others click the reply button